

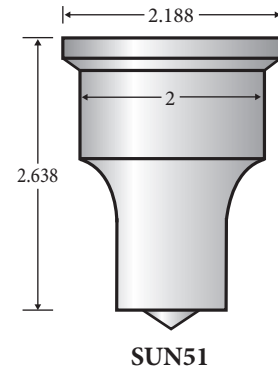
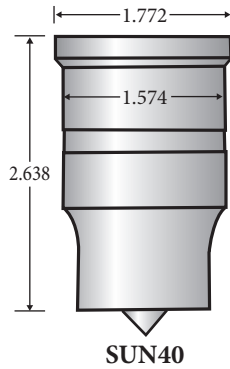
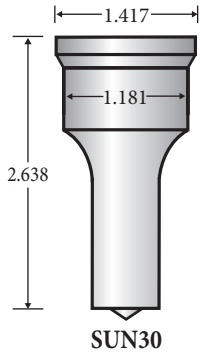


# Sunrise™ Ironworkers

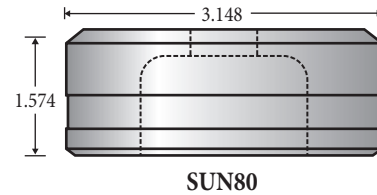
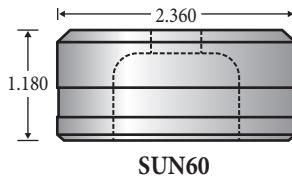
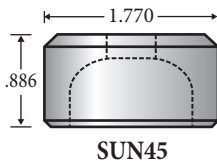
Model	Punch	Die
IW-50K	SUN30P	SUN45D
IW-66K	SUN30P	SUN45D
IW-66KB	SUN30P	SUN45D
IW-95KD	SUN30P	SUN45D

**Note:** Sunrise™ Ironworkers use Punch Style Sun40P or Sun51P and Die Style Sun60D or Sun80D for Oversize hole requirements.

## PUNCHES



## DIES



Sunrise™ Ironworkers use 4mm x 2mm Keyways and Whistle Spots for alignment of shaped punches and dies.

## SHEAR BLADES

Flat Bar, Angle, Coper or Angle Notcher, Bar Cutter and all other Shear Blades are available.

