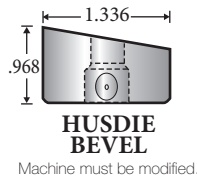
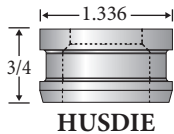
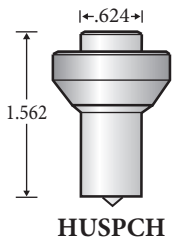


# Portable Punching Unit

35 Ton Porta Punch



**Punch up to 13/16" round and 9/16" square holes in 1/2" thick mild steel on the spot.**



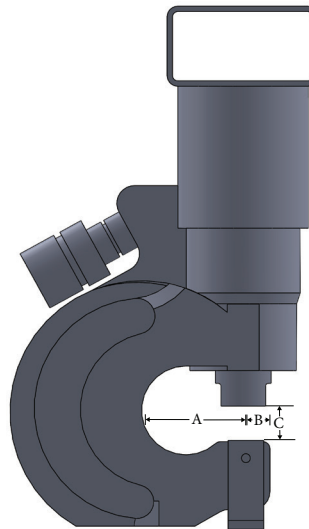
Scan to view our Porta Punch in action.

Our 35-Ton Porta-Punch™ weighs just 31 pounds, is easy to use and punches in seconds. The dual-action stripper holds the material being punched and then strips the material from the punch so you're ready for the next hole in seconds. It is ideal for punching bus bars, tower iron, railing, I-beams and truck frames. Mount to your work bench or take it to the job site.

## FEATURES

- Operates from any 10,000 psi hydraulic source (electric hydraulic pump available from CST – below).
- Metal carrying case included for easy portability.
- Easily mounts to a workbench for production jobs.
- 3/8" female coupler attached for quick disconnect.
- One year warranty against manufacturing defects.
- Oblong, square, hex and rectangular tools are available in 24 hours.

## C-FRAME SPECIFICATIONS



Tonnage	35 Tons
Max Round	13/16" thru 1/2"
Max Square	9/16" thru 1/2"
Weight	31 pounds
Throat Depth (A)	2-3/4"
Gauge Length (B)	15/16"
Open Height (C)	9/16"
Dimensions	14" x 7" x 3-3/4"

## PUMP SPECIFICATIONS

- Motor Size: 1 HP, 115 volt
- Delivery @10,000 psi: 19 In. <sup>3</sup>/<sub>M</sub>
- Oil Capacity: 1 Gallon
- Weight: 70 lbs.
- Dimensions: 8" x 10-1/2" x 16"
- Plugged into any 110v outlet.
- Includes 10' high pressure hose with couplers.
- Attached 3/8" high pressure quick-disconnect coupler.

