

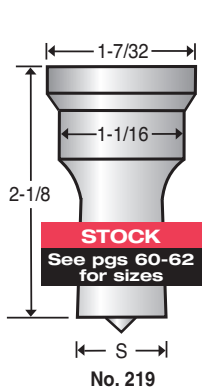
All stock items are available for **immediate shipment.**

Non-stock sizes of a round, oblong, square, hexagonal and rectangular shape of standard tooling will be **shipped within 48 hours.**

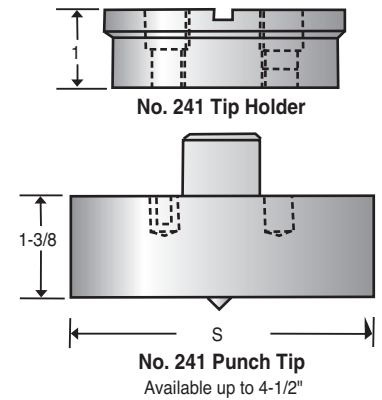
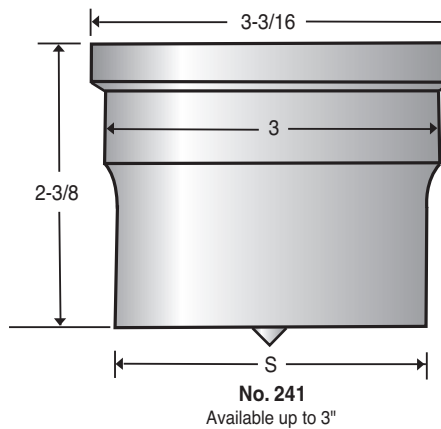
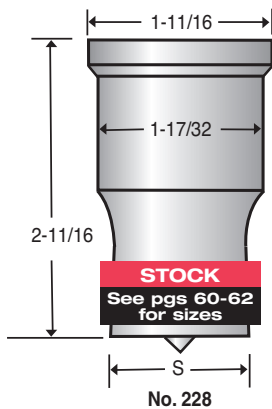
Model	Uses Punch	Uses Die
25 Ton, 30 Ton, 30 Ton Duo, 50 Ton, 50 Ton Duo, 55 Ton, 65 Ton, 75 Ton, 85 Ton, 100 Ton, 100 Ton Deluxe, 115 Ton, 125 Ton Super	No. 219	No. 413
Oversize	No. 228, 241	No. 419, 28XX

## Punches and Dies

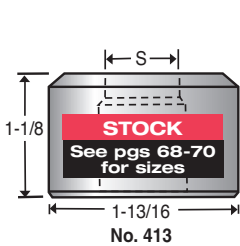
### Standard Punch



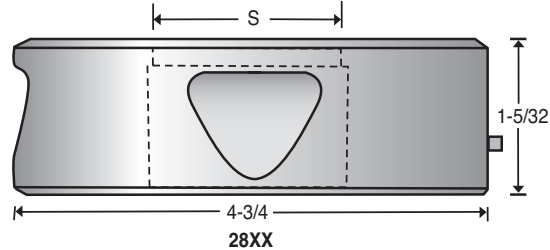
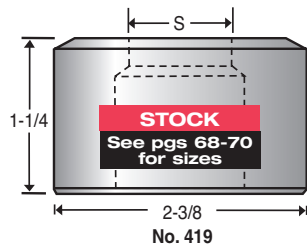
### Oversize Punches



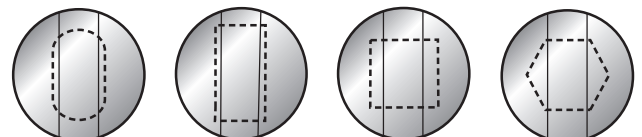
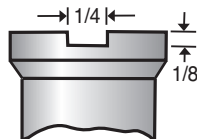
### Standard Die



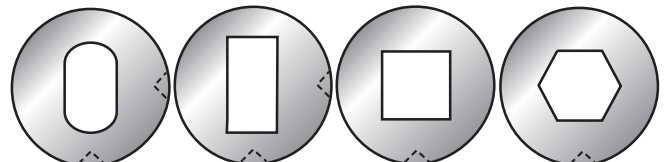
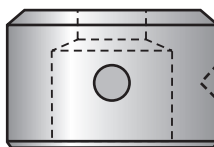
### Oversize Dies



**NOTE:** Keyways and locating spots are recommended for alignment of shaped punches and dies. When ordering tooling, specify a Cleveland Steel Tool Ironworker and a 1/4" wide x 1/8" deep keyway will be added to the head of shaped punches and a set screw will be added to shaped dies. If no machinery is specified, keyways will not be furnished.

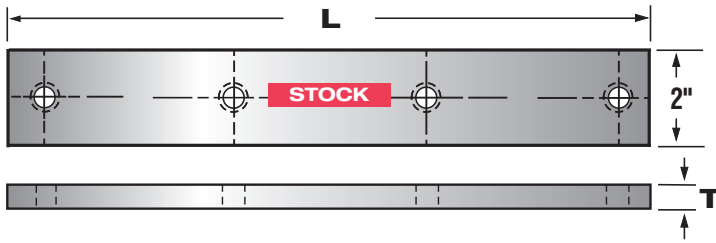


Standard Keyway Positions for Alignment of Shaped Punches



Standard Locating Spot Positions for Alignment of Shaped Dies

## Shear Blades

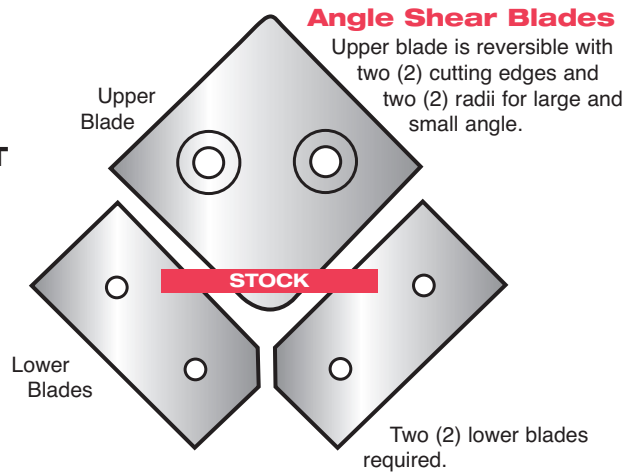


### Flat Bar Shear Blades

Reversible with four (4) cutting edges.  
Two (2) required.

### Stock Shear Blades

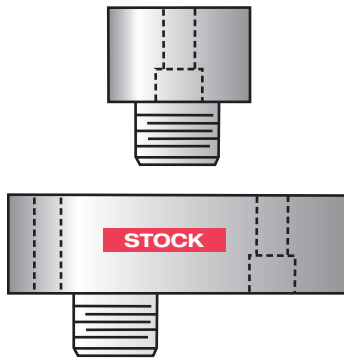
MODEL	L	T	PART #
50 Ton	10"	1/2"	T20003
55 Ton	14"	1/2"	T20004
65 and 115 Ton	24"	3/4"	T20005
75 and 100 Ton	14"	3/4"	T20006
100 Ton Delux	18"	3/4"	T20020



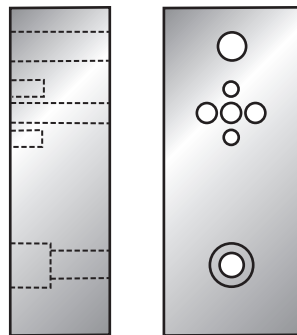
### Stock Shear Blades

MODEL	PART #	
	UPPER BLADE	LOWER BLADE
50 and 55 Ton	T20101	T20102
65 and 75 Ton	T20103	T20104
100 and 115 Ton	T20105	T20106

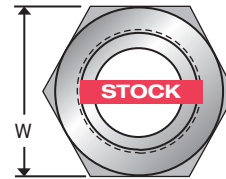
## Miscellaneous Tooling



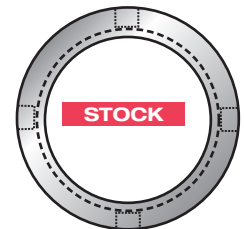
Punch Stem



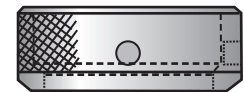
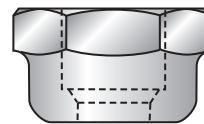
Punch Stem



Coupling Nut



Spanner



### Stock Punch Stems and Coupling Nuts

MODEL	PUNCH STEM PART #	COUPLING NUT PART #	W	FITS PUNCH
25 Ton	T10006	EDWARDSNUT	2"	No. 219
All Other Models	T10005	EDWARDSNUT	2"	No. 219
	T10105	CNUT21	2-1/2"	No. 228
	T10206*	T10207	SPANNER	No. 241
	T10201 (not stock)	N/A	N/A	Bolt Hole

\*Requires Part # T10205 Stem Holder (not shown).