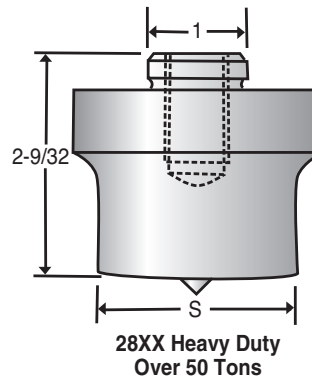
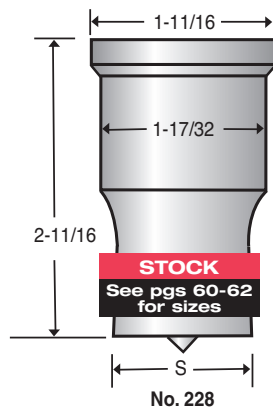
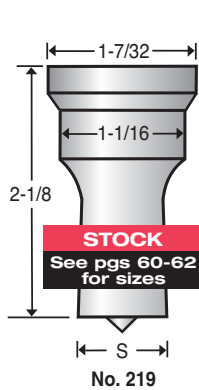


All stock items are available for **immediate shipment.**

Non-stock sizes of a round, oblong, square, hexagonal and rectangular shape of standard tooling will be **shipped within 48 hours.**

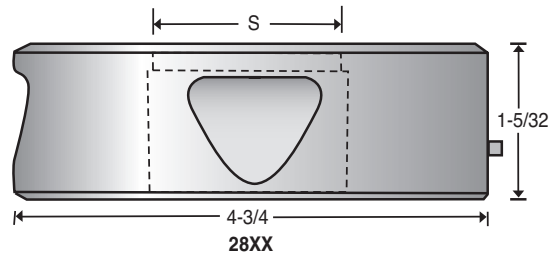
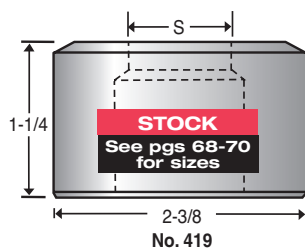
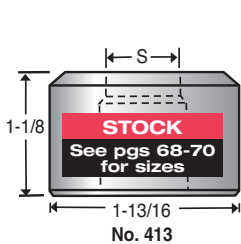
Model	Uses Punch	Uses Die
P-2, P-3, P-36, P-40, P-50, PII-35, SEPP-35	No. 219	No. 413
P-4, P-70, P-90, PII-35, PII-65, PII-88, PII-110, SEPP-65, SEPP-88, SEPP-120, SEPP-140	No. 228	No. 419
1-1/2" Oversize	No. 228	No. 419
28XX Oversize Attachment	28XX	28XX

Punches



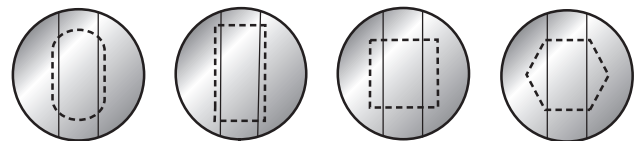
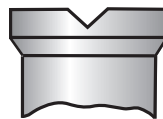
For 28XX light duty under 50 Tons, see page 53.

Dies

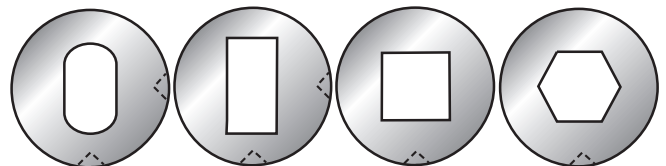
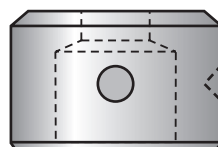


AVAILABLE OD SIZES
5-3/4
4-3/4
3-3/4
2-3/4

NOTE: Keyways and locating spots are recommended for alignment of shaped punches and dies. When ordering tooling, specify a Piranha Ironworker and a "V" groove keyway will be added to the head of shaped punches and set screw spots will be added to shaped dies. If no machinery is specified, keyways will not be furnished.

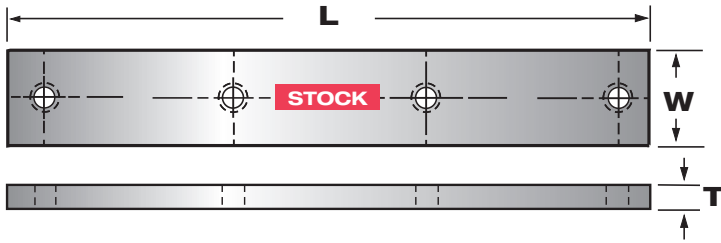


Standard Keyway Positions for Alignment of Shaped Punches



Standard Locating Spot Positions for Alignment of Shaped Dies

Shear Blades

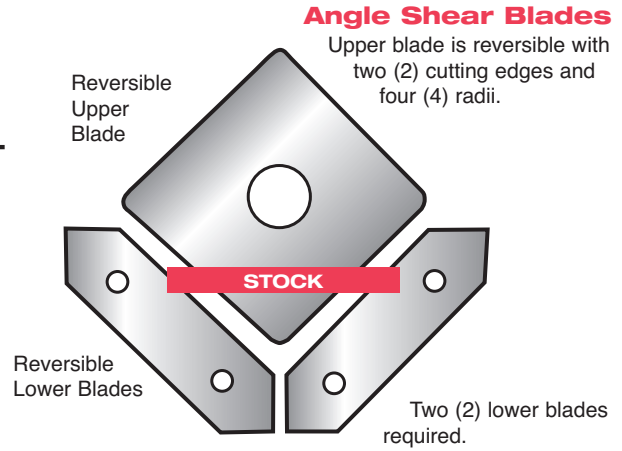


Flat Bar Shear Blades

Reversible with four (4) cutting edges.
Two (2) required.

Stock Shear Blades

MODEL	T	L	W	PART #
P2, P36, P11-35	5/8"	10"	1-1/2"	P2A
	5/8"	13"	1-1/2"	P2B
P3, P50	3/4"	11-1/4"	1-1/2"	P3A
	3/4"	14-5/8"	1-1/2"	P3B
P4, P90	1"	16-5/8"	2"	P4A
P11-110	1"	20-1/2"	2"	P4B

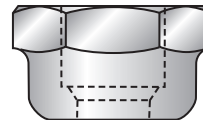
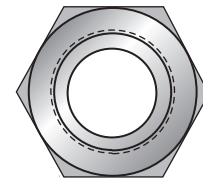
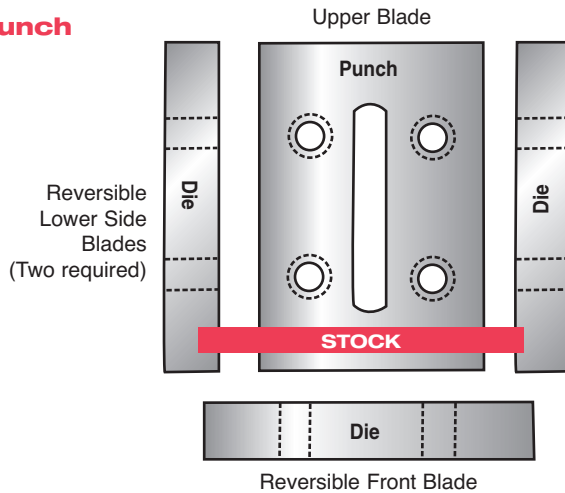


Stock Shear Blades

MODEL	PART #	
	UPPER BLADE	LOWER BLADE
P3, P50, P11-65, P11-88	C13147	C13148

Miscellaneous Tooling

Coper Punch



Coupling Nut

STOCK

Stock Coper Tooling

MODEL	COPER BLADES	
	COPER PUNCH PART #	COPER DIE PART #
P3, P50, P11-65 P11-88	P3 Coper	P3 Blade